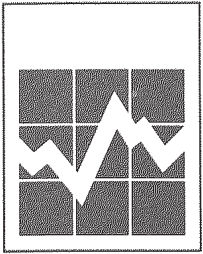


Statistics Canada (Canadian Centre for Health Information): Health Reports, Supplement No. 13, Vol. 2, No. 4, Life Tables, Canada and Provinces, 1985-1987; Ottawa, 1991, p. 44-47.



Catalogue 82-003S Quarterly

Canadian Centre  
for Health Information

# Health Reports

Supplement No. 13  
1990 Volume 2 No. 4

**Life Tables, Canada  
and Provinces  
1985-1987**



Catalogue 82-003S Trimestriel

Centre canadien  
d'information sur la santé

# Rapports sur la santé

Supplément n° 13  
1990 volume 2 n° 4

**Tables de mortalité  
Canada et provinces  
1985-1987**



CA  
3490  
2/ Suppl 13  
ZB MED



Statistics  
Canada

Statistique  
Canada

Canada

LIFE TABLE 1985-1987 TABLE DE MORTALITE

SASKATCHEWAN

MALE / SEXE MASCULIN

AGE	L	D	P	Q	LL	T	E
0.....	100000	1061	0.98939	0.01061	99080	7366370	73.66
1.....	98939	78	0.99921	0.00079	98898	7267290	73.45
2.....	98861	71	0.99928	0.00072	98827	7168391	72.51
3.....	98790	68	0.99931	0.00069	98751	7069564	71.56
4.....	98722	57	0.99942	0.00058	98683	6970813	70.61
5.....	98665	43	0.99957	0.00043	98643	6872130	69.65
6.....	98622	30	0.99970	0.00030	98607	6773487	68.68
7.....	98592	20	0.99979	0.00021	98582	6674879	67.70
8.....	98572	20	0.99980	0.00020	98562	6576297	66.72
9.....	98552	22	0.99978	0.00022	98541	6477736	65.73
10.....	98530	28	0.99972	0.00028	98516	6379195	64.74
11.....	98502	33	0.99966	0.00034	98485	6280679	63.76
12.....	98469	45	0.99955	0.00045	98446	6182194	62.78
13.....	98424	60	0.99940	0.00060	98394	6083747	61.81
14.....	98364	78	0.99920	0.00080	98325	5985353	60.85
15.....	98286	100	0.99899	0.00101	98236	5887028	59.90
16.....	98186	119	0.99878	0.00122	98126	5788792	58.96
17.....	98067	135	0.99862	0.00138	97999	5690666	58.03
18.....	97932	148	0.99849	0.00151	97858	5592666	57.11
19.....	97784	159	0.99838	0.00162	97705	5494809	56.19
20.....	97625	167	0.99829	0.00171	97542	5397104	55.28
21.....	97458	172	0.99823	0.00177	97372	5299562	54.38
22.....	97286	175	0.99821	0.00179	97198	5202190	53.47
23.....	97111	170	0.99824	0.00176	97026	5104992	52.57
24.....	96941	162	0.99833	0.00167	96860	5007966	51.66
25.....	96779	150	0.99845	0.00155	96704	4911106	50.75
26.....	96629	140	0.99855	0.00145	96559	4814402	49.82
27.....	96489	133	0.99862	0.00138	96423	4717843	48.90
28.....	96356	129	0.99865	0.00135	96292	4621420	47.96
29.....	96227	129	0.99867	0.00133	96163	4525129	47.03
30.....	96098	128	0.99866	0.00134	96034	4428966	46.09
31.....	95970	130	0.99865	0.00135	95905	4332932	45.15
32.....	95840	131	0.99863	0.00137	95775	4237026	44.21
33.....	95709	133	0.99861	0.00139	95642	4141252	43.27
34.....	95576	136	0.99858	0.00142	95508	4045610	42.33
35.....	95440	139	0.99854	0.00146	95371	3950102	41.39
36.....	95301	144	0.99849	0.00151	95229	3854731	40.45
37.....	95157	153	0.99840	0.00160	95081	3759502	39.51
38.....	95004	162	0.99829	0.00171	94923	3664422	38.57
39.....	94842	174	0.99816	0.00184	94755	3569499	37.64
40.....	94668	189	0.99801	0.00199	94573	3474744	36.70
41.....	94479	205	0.99783	0.00217	94376	3380170	35.78
42.....	94274	226	0.99761	0.00239	94161	3285794	34.85
43.....	94048	249	0.99735	0.00265	93924	3191633	33.94
44.....	93799	274	0.99707	0.00293	93662	3097709	33.02
45.....	93525	303	0.99676	0.00324	93373	3004047	32.12
46.....	93222	335	0.99641	0.00359	93055	2910674	31.22
47.....	92887	370	0.99602	0.00398	92702	2817619	30.33
48.....	92517	409	0.99558	0.00442	92313	2724917	29.45
49.....	92108	451	0.99510	0.00490	91883	2632604	28.58
50.....	91657	496	0.99459	0.00541	91409	2540722	27.72
51.....	91161	543	0.99404	0.00596	90889	2449312	26.87
52.....	90618	592	0.99347	0.00653	90322	2358423	26.03
53.....	90026	641	0.99289	0.00711	89705	2268101	25.19
54.....	89385	688	0.99230	0.00770	89041	2178396	24.37

LIFE TABLE 1985-1987 TABLE DE MORTALITE  
SASKATCHEWAN  
MALE / SEXE MASCULIN

AGE	L	D	P	Q	LL	T	E
55.....	88697	739	0.99167	0.00833	88328	2089355	23.56
56.....	87958	794	0.99097	0.00903	87561	2001027	22.75
57.....	87164	857	0.99016	0.00984	86735	1913466	21.95
58.....	86307	926	0.98928	0.01072	85844	1826731	21.17
59.....	85381	995	0.98834	0.01166	84883	1740887	20.39
60.....	84386	1072	0.98730	0.01270	83850	1656004	19.62
61.....	83314	1157	0.98612	0.01388	82736	1572154	18.87
62.....	82157	1252	0.98475	0.01525	81531	1489418	18.13
63.....	80905	1360	0.98320	0.01680	80225	1407888	17.40
64.....	79545	1472	0.98149	0.01851	78809	1327663	16.69
65.....	78073	1590	0.97963	0.02037	77278	1248853	16.00
66.....	76489	1713	0.97761	0.02239	75626	1171575	15.32
67.....	74770	1836	0.97544	0.02456	73852	1095949	14.66
68.....	72934	1955	0.97320	0.02680	71957	1022097	14.01
69.....	70979	2067	0.97088	0.02912	69946	950140	13.39
70.....	68912	2179	0.96837	0.03163	67822	880194	12.77
71.....	66733	2298	0.96556	0.03444	65584	812372	12.17
72.....	64435	2427	0.96235	0.03765	63221	746788	11.59
73.....	62008	2562	0.95868	0.04132	60727	683567	11.02
74.....	59446	2696	0.95464	0.04536	58098	622840	10.48
75.....	56750	2822	0.95028	0.04972	55339	564742	9.95
76.....	53928	2930	0.94567	0.05433	52463	509403	9.45
77.....	50998	3015	0.94087	0.05913	49490	456940	8.96
78.....	47983	3067	0.93608	0.06392	46449	407450	8.49
79.....	44916	3087	0.93127	0.06873	43372	361000	8.04
80.....	41829	3090	0.92612	0.07388	40284	317628	7.59
81.....	38739	3087	0.92032	0.07968	37195	277344	7.16
82.....	35652	3082	0.91355	0.08645	34111	240149	6.74
83.....	32570	3061	0.90602	0.09398	31040	206038	6.33
84.....	29509	3011	0.89794	0.10206	28003	174998	5.93
85.....	26498	2942	0.88900	0.11100	25027	146995	5.55
85+.....	23556	23556	0.00000	1.00000	121965	121965	5.18

LIFE TABLE 1985-1987 TABLE DE MORTALITE

SASKATCHEWAN

FEMALE / SEXE FEMININ

AGE	L	D	P	Q	LL	T	E
0.....	100000	869	0.99131	0.00869	99262	8046550	80.47
1.....	99131	55	0.99945	0.00055	99090	7947288	80.17
2.....	99076	35	0.99965	0.00035	99050	7848198	79.21
3.....	99041	28	0.99972	0.00028	99024	7749148	78.24
4.....	99013	23	0.99976	0.00024	99002	7650124	77.26
5.....	98990	23	0.99977	0.00023	98978	7551123	76.28
6.....	98967	24	0.99977	0.00023	98955	7452144	75.30
7.....	98943	23	0.99976	0.00024	98932	7353189	74.32
8.....	98920	23	0.99977	0.00023	98909	7254258	73.33
9.....	98897	22	0.99977	0.00023	98886	7155349	72.35
10.....	98875	23	0.99977	0.00023	98863	7056463	71.37
11.....	98852	25	0.99975	0.00025	98840	6957600	70.38
12.....	98827	26	0.99973	0.00027	98814	6858760	69.40
13.....	98801	31	0.99968	0.00032	98785	6759946	68.42
14.....	98770	39	0.99961	0.00039	98750	6661161	67.44
15.....	98731	46	0.99954	0.00046	98708	6562410	66.47
16.....	98685	52	0.99947	0.00053	98659	6463702	65.50
17.....	98633	56	0.99943	0.00057	98605	6365043	64.53
18.....	98577	57	0.99942	0.00058	98548	6266438	63.57
19.....	98520	56	0.99944	0.00056	98492	6167890	62.61
20.....	98464	53	0.99946	0.00054	98438	6069398	61.64
21.....	98411	50	0.99949	0.00051	98386	5970960	60.67
22.....	98361	49	0.99950	0.00050	98337	5872574	59.70
23.....	98312	49	0.99950	0.00050	98288	5774237	58.73
24.....	98263	51	0.99949	0.00051	98238	5675949	57.76
25.....	98212	52	0.99947	0.00053	98186	5577712	56.79
26.....	98160	54	0.99945	0.00055	98133	5479525	55.82
27.....	98106	55	0.99944	0.00056	98079	5381392	54.85
28.....	98051	56	0.99943	0.00057	98023	5283313	53.88
29.....	97995	57	0.99942	0.00058	97966	5185290	52.91
30.....	97938	58	0.99941	0.00059	97909	5087324	51.94
31.....	97880	59	0.99940	0.00060	97850	4989415	50.97
32.....	97821	61	0.99938	0.00062	97790	4891565	50.01
33.....	97760	63	0.99936	0.00064	97728	4793774	49.04
34.....	97697	65	0.99934	0.00066	97665	4696046	48.07
35.....	97632	67	0.99931	0.00069	97599	4598381	47.10
36.....	97565	71	0.99927	0.00073	97529	4500782	46.13
37.....	97494	77	0.99921	0.00079	97455	4403253	45.16
38.....	97417	85	0.99913	0.00087	97374	4305798	44.20
39.....	97332	95	0.99903	0.00097	97285	4208423	43.24
40.....	97237	105	0.99891	0.00109	97184	4111138	42.28
41.....	97132	118	0.99878	0.00122	97073	4013954	41.32
42.....	97014	132	0.99865	0.00135	96948	3916881	40.37
43.....	96882	145	0.99850	0.00150	96809	3819934	39.43
44.....	96737	161	0.99834	0.00166	96656	3723124	38.49
45.....	96576	177	0.99817	0.00183	96488	3626468	37.55
46.....	96399	194	0.99798	0.00202	96302	3529980	36.62
47.....	96205	215	0.99777	0.00223	96098	3433678	35.69
48.....	95990	236	0.99753	0.00247	95872	3337580	34.77
49.....	95754	261	0.99728	0.00272	95623	3241708	33.85
50.....	95493	287	0.99700	0.00300	95349	3146085	32.95
51.....	95206	313	0.99671	0.00329	95049	3050736	32.04
52.....	94893	342	0.99640	0.00360	94722	2955686	31.15
53.....	94551	371	0.99608	0.00392	94365	2860965	30.26
54.....	94180	400	0.99576	0.00424	93980	2766600	29.38

LIFE TABLE 1985-1987 TABLE DE MORTALITE

SASKATCHEWAN

FEMALE / SEXE FEMININ

AGE	L	D	P	Q	LL	T	E
55.....	93780	430	0.99541	0.00459	93565	2672619	28.50
56.....	93350	464	0.99503	0.00497	93118	2579054	27.63
57.....	92886	501	0.99461	0.00539	92636	2485936	26.76
58.....	92385	542	0.99413	0.00587	92114	2393300	25.91
59.....	91843	587	0.99361	0.00639	91550	2301186	25.06
60.....	91256	633	0.99306	0.00694	90940	2209636	24.21
61.....	90623	683	0.99247	0.00753	90282	2118696	23.38
62.....	89940	732	0.99186	0.00814	89574	2028415	22.55
63.....	89208	779	0.99126	0.00874	88818	1938840	21.73
64.....	88429	824	0.99069	0.00931	88017	1850022	20.92
65.....	87605	870	0.99006	0.00994	87170	1762005	20.11
66.....	86735	928	0.98930	0.01070	86271	1674835	19.31
67.....	85807	1001	0.98834	0.01166	85307	1588565	18.51
68.....	84806	1084	0.98722	0.01278	84264	1503258	17.73
69.....	83722	1173	0.98599	0.01401	83136	1418994	16.95
70.....	82549	1273	0.98458	0.01542	81913	1335858	16.18
71.....	81276	1388	0.98293	0.01707	80582	1253945	15.43
72.....	79888	1519	0.98098	0.01902	79129	1173363	14.69
73.....	78369	1660	0.97882	0.02118	77539	1094235	13.96
74.....	76709	1801	0.97651	0.02349	75808	1016696	13.25
75.....	74908	1956	0.97389	0.02611	73930	940887	12.56
76.....	72952	2130	0.97080	0.02920	71887	866958	11.88
77.....	70822	2330	0.96710	0.03290	69657	795071	11.23
78.....	68492	2548	0.96280	0.03720	67218	725414	10.59
79.....	65944	2769	0.95801	0.04199	64560	658196	9.98
80.....	63175	2989	0.95269	0.04731	61681	593637	9.40
81.....	60186	3200	0.94683	0.05317	58586	531956	8.84
82.....	56986	3396	0.94040	0.05960	55288	473370	8.31
83.....	53590	3568	0.93342	0.06658	51806	418082	7.80
84.....	50022	3707	0.92590	0.07410	48169	366276	7.32
85.....	46315	3806	0.91782	0.08218	44412	318107	6.87
85+.....	42509	42509	0.00000	1.00000	273692	273692	6.44